



CERTIFICATE OF ANALYSIS

REPORTED TO Cherry Ridge Management
158 North Fork Road
Cherryville, BC V0E 2G3

ATTENTION Melanie Staker

PO NUMBER

PROJECT Creek Monitoring

PROJECT INFO

WORK ORDER 0081471

RECEIVED / TEMP 2020-08-17 08:49 / 10°C

REPORTED 2020-08-24 12:47

COC NUMBER No Number

Introduction:

CARO Analytical Services is a testing laboratory full of smart, engaged scientists driven to make the world a safer and healthier place. Through our clients' projects we become an essential element for a better world. We employ methods conducted in accordance with recognized professional standards using accepted testing methodologies and quality control efforts. CARO is accredited by the Canadian Association for Laboratories Accreditation (CALA) to ISO/IEC 17025:2017 for specific tests listed in the scope of accreditation approved by CALA.

Big Picture Sidekicks



You know that the sample you collected after snowshoeing to site, digging 5 meters, and racing to get it on a plane so you can submit it to the lab for time sensitive results needed to make important and expensive decisions (whew) is VERY important. We know that too.

We've Got Chemistry



It's simple. We figure the more you enjoy working with our fun and engaged team members; the more likely you are to give us continued opportunities to support you.

Ahead of the Curve



Through research, regulation knowledge, and instrumentation, we are your analytical centre for the technical knowledge you need, BEFORE you need it, so you can stay up to date and in the know.

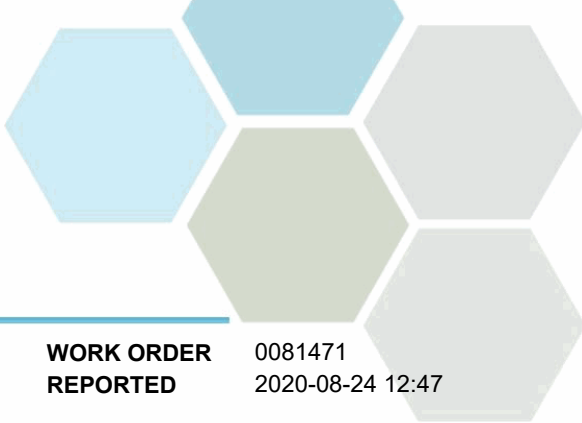
If you have any questions or concerns, please contact me at teamcaro@caro.ca

Authorized By:

Team CARO
Client Service Representative

1-888-311-8846 | www.caro.ca

#110 4011 Viking Way Richmond, BC V6V 2K9 | #102 3677 Highway 97N Kelowna, BC V1X 5C3 | 17225 109 Avenue Edmonton, AB T5S 1H7



TEST RESULTS

REPORTED TO PROJECT Cherry Ridge Management Creek Monitoring

WORK ORDER REPORTED 0081471
2020-08-24 12:47

Analyte	Result	Guideline	RL	Units	Analyzed	Qualifier
North Fork Cherry Creek (0081471-01) Matrix: Water Sampled: 2020-08-16 12:04						F1, FILT, PRES

Anions

Chloride	0.12	AO ≤ 250	0.10	mg/L	2020-08-18	
Nitrate (as N)	< 0.010	MAC = 10	0.010	mg/L	2020-08-18	
Nitrite (as N)	< 0.010	MAC = 1	0.010	mg/L	2020-08-18	
Sulfate	10.5	AO ≤ 500	1.0	mg/L	2020-08-18	

Calculated Parameters

Nitrate+Nitrite (as N)	< 0.0100	N/A	0.0100	mg/L	N/A	
Nitrogen, Total	0.0650	N/A	0.0500	mg/L	N/A	

Dissolved Metals

Aluminum, dissolved	7.0	N/A	1.0	µg/L	2020-08-20	
---------------------	-----	-----	-----	------	------------	--

General Parameters

Conductivity (EC)	166	N/A	2.0	µS/cm	2020-08-20	
Nitrogen, Total Kjeldahl	0.065	N/A	0.050	mg/L	2020-08-20	
pH	8.14	7.0-10.5	0.10	pH units	2020-08-20	HT2
Phosphorus, Total (as P)	0.0091	N/A	0.0050	mg/L	2020-08-21	
Phosphorus, Total Dissolved	< 0.0050	N/A	0.0050	mg/L	2020-08-21	
Turbidity	0.50	OG < 1	0.10	NTU	2020-08-17	

Microbiological Parameters

Coliforms, Total	163	N/A	1	MPN/100 mL	2020-08-17	
E. coli	1	N/A	1	MPN/100 mL	2020-08-17	

1/2 Mile Creek (0081471-02) | Matrix: Water | Sampled: 2020-08-16 12:57

F1, FILT, PRES

Anions

Chloride	0.29	AO ≤ 250	0.10	mg/L	2020-08-18	
Nitrate (as N)	< 0.010	MAC = 10	0.010	mg/L	2020-08-18	
Nitrite (as N)	< 0.010	MAC = 1	0.010	mg/L	2020-08-18	
Sulfate	30.9	AO ≤ 500	1.0	mg/L	2020-08-18	

Calculated Parameters

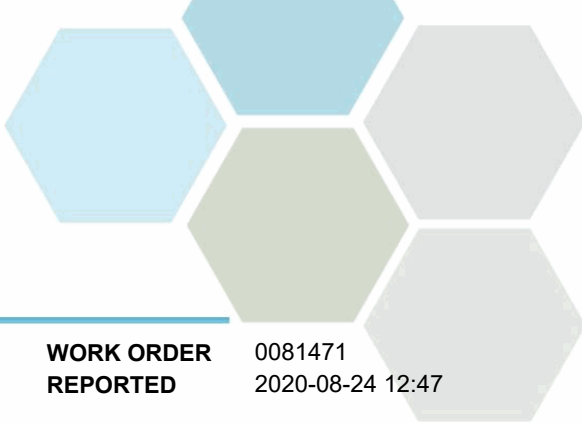
Nitrate+Nitrite (as N)	< 0.0100	N/A	0.0100	mg/L	N/A	
Nitrogen, Total	< 0.0500	N/A	0.0500	mg/L	N/A	

Dissolved Metals

Aluminum, dissolved	2.3	N/A	1.0	µg/L	2020-08-20	
---------------------	-----	-----	-----	------	------------	--

General Parameters

Conductivity (EC)	358	N/A	2.0	µS/cm	2020-08-20	
Nitrogen, Total Kjeldahl	< 0.050	N/A	0.050	mg/L	2020-08-20	
pH	8.35	7.0-10.5	0.10	pH units	2020-08-20	HT2
Phosphorus, Total (as P)	0.0073	N/A	0.0050	mg/L	2020-08-21	



TEST RESULTS

REPORTED TO PROJECT Cherry Ridge Management
Creek Monitoring

WORK ORDER REPORTED 0081471
2020-08-24 12:47

Analyte	Result	Guideline	RL	Units	Analyzed	Qualifier
1/2 Mile Creek (0081471-02) Matrix: Water Sampled: 2020-08-16 12:57, Continued						F1, FILT, PRES

General Parameters, Continued

Phosphorus, Total Dissolved	0.0063	N/A	0.0050	mg/L	2020-08-21	
Turbidity	0.77	OG < 1	0.10	NTU	2020-08-17	

Microbiological Parameters

Coliforms, Total	131	N/A	1	MPN/100 mL	2020-08-17	
E. coli	< 1	N/A	1	MPN/100 mL	2020-08-17	

Cherry Creek at Hall (0081471-03) | Matrix: Water | Sampled: 2020-08-16 12:30

F1, FILT, PRES

Anions

Chloride	2.52	AO ≤ 250	0.10	mg/L	2020-08-18	
Nitrate (as N)	< 0.010	MAC = 10	0.010	mg/L	2020-08-18	
Nitrite (as N)	< 0.010	MAC = 1	0.010	mg/L	2020-08-18	
Sulfate	16.3	AO ≤ 500	1.0	mg/L	2020-08-18	

Calculated Parameters

Nitrate+Nitrite (as N)	< 0.0100	N/A	0.0100	mg/L	N/A	
Nitrogen, Total	< 0.0500	N/A	0.0500	mg/L	N/A	

Dissolved Metals

Aluminum, dissolved	4.0	N/A	1.0	µg/L	2020-08-20	
---------------------	-----	-----	-----	------	------------	--

General Parameters

Conductivity (EC)	242	N/A	2.0	µS/cm	2020-08-20	
Nitrogen, Total Kjeldahl	< 0.050	N/A	0.050	mg/L	2020-08-20	
pH	8.28	7.0-10.5	0.10	pH units	2020-08-20	HT2
Phosphorus, Total (as P)	0.0068	N/A	0.0050	mg/L	2020-08-21	
Phosphorus, Total Dissolved	< 0.0050	N/A	0.0050	mg/L	2020-08-21	
Turbidity	0.91	OG < 1	0.10	NTU	2020-08-17	

Microbiological Parameters

Coliforms, Total	387	N/A	1	MPN/100 mL	2020-08-17	
E. coli	20	N/A	1	MPN/100 mL	2020-08-17	

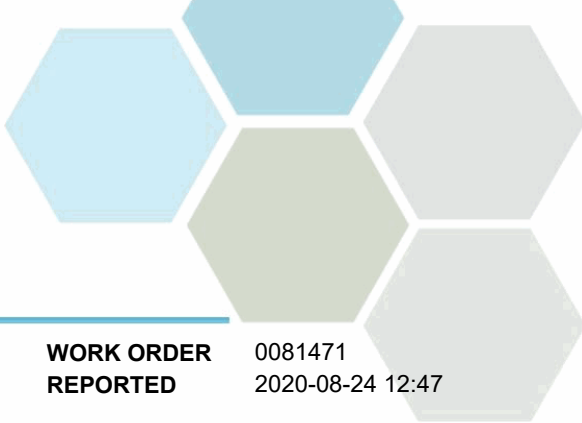
Shuswap River Picnic Site (0081471-04) | Matrix: Water | Sampled: 2020-08-16 11:08

F1, FILT, PRES

Anions

Chloride	0.50	AO ≤ 250	0.10	mg/L	2020-08-18	
Nitrate (as N)	< 0.010	MAC = 10	0.010	mg/L	2020-08-18	
Nitrite (as N)	< 0.010	MAC = 1	0.010	mg/L	2020-08-18	
Sulfate	6.8	AO ≤ 500	1.0	mg/L	2020-08-18	

Calculated Parameters



TEST RESULTS

REPORTED TO PROJECT Cherry Ridge Management Creek Monitoring

WORK ORDER REPORTED 0081471
2020-08-24 12:47

Analyte	Result	Guideline	RL Units	Analyzed	Qualifier
Shuswap River Picnic Site (0081471-04) Matrix: Water Sampled: 2020-08-16 11:08, Continued					F1, FILT, PRES

Calculated Parameters, Continued

Nitrate+Nitrite (as N)	< 0.0100	N/A	0.0100 mg/L	N/A	
Nitrogen, Total	0.0740	N/A	0.0500 mg/L	N/A	

Dissolved Metals

Aluminum, dissolved	9.1	N/A	1.0 µg/L	2020-08-20	
---------------------	------------	-----	----------	------------	--

General Parameters

Conductivity (EC)	112	N/A	2.0 µS/cm	2020-08-21	
Nitrogen, Total Kjeldahl	0.074	N/A	0.050 mg/L	2020-08-20	
pH	7.81	7.0-10.5	0.10 pH units	2020-08-21	HT2
Phosphorus, Total (as P)	0.0158	N/A	0.0050 mg/L	2020-08-21	
Phosphorus, Total Dissolved	< 0.0050	N/A	0.0050 mg/L	2020-08-21	
Turbidity	1.56	OG < 1	0.10 NTU	2020-08-17	

Microbiological Parameters

Coliforms, Total	1050	N/A	1 MPN/100 mL	2020-08-17	
E. coli	5	N/A	1 MPN/100 mL	2020-08-17	

Ferry Creek (0081471-05) | Matrix: Water | Sampled: 2020-08-16 11:32

F1, FILT, PRES

Anions

Chloride	0.67	AO ≤ 250	0.10 mg/L	2020-08-18	
Nitrate (as N)	< 0.010	MAC = 10	0.010 mg/L	2020-08-18	
Nitrite (as N)	< 0.010	MAC = 1	0.010 mg/L	2020-08-18	
Sulfate	28.2	AO ≤ 500	1.0 mg/L	2020-08-18	

Calculated Parameters

Nitrate+Nitrite (as N)	< 0.0100	N/A	0.0100 mg/L	N/A	
Nitrogen, Total	0.144	N/A	0.0500 mg/L	N/A	

Dissolved Metals

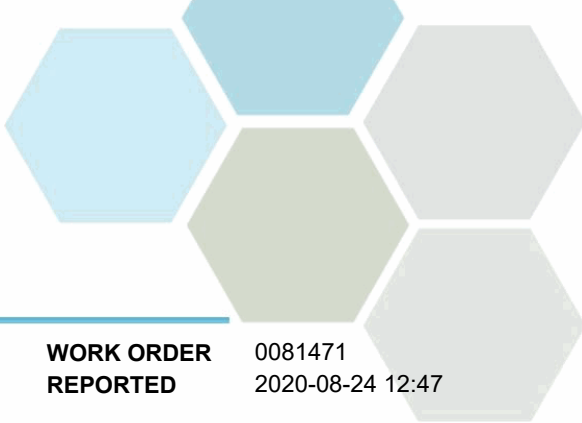
Aluminum, dissolved	5.0	N/A	1.0 µg/L	2020-08-20	
---------------------	------------	-----	----------	------------	--

General Parameters

Conductivity (EC)	321	N/A	2.0 µS/cm	2020-08-21	
Nitrogen, Total Kjeldahl	0.144	N/A	0.050 mg/L	2020-08-20	
pH	8.28	7.0-10.5	0.10 pH units	2020-08-21	HT2
Phosphorus, Total (as P)	0.0135	N/A	0.0050 mg/L	2020-08-21	
Phosphorus, Total Dissolved	0.0104	N/A	0.0050 mg/L	2020-08-21	
Turbidity	0.29	OG < 1	0.10 NTU	2020-08-17	

Microbiological Parameters

Coliforms, Total	387	N/A	1 MPN/100 mL	2020-08-17	
E. coli	1	N/A	1 MPN/100 mL	2020-08-17	



TEST RESULTS

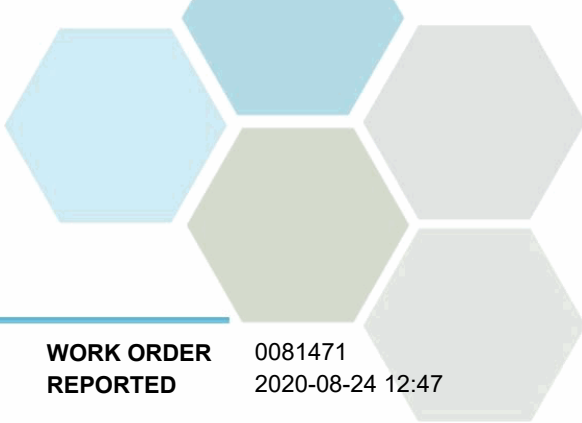
REPORTED TO PROJECT Cherry Ridge Management
Creek Monitoring

WORK ORDER REPORTED 0081471
2020-08-24 12:47

Analyte	Result	Guideline	RL	Units	Analyzed	Qualifier
---------	--------	-----------	----	-------	----------	-----------

Sample Qualifiers:

- F1 The sample was not field-filtered and was therefore filtered through a 0.45 µm membrane in the laboratory and preserved with HNO₃ prior to analysis for dissolved metals.
- FILT The sample has been filtered for TDP in the laboratory. Results may not reflect conditions at the time of sampling.
- HT2 The 15 minute recommended holding time (from sampling to analysis) has been exceeded - field analysis is recommended.
- PRES Sample has been preserved for TDP in the laboratory and the holding time has been extended.



APPENDIX 1: SUPPORTING INFORMATION

REPORTED TO PROJECT Cherry Ridge Management Creek Monitoring

WORK ORDER REPORTED 0081471
2020-08-24 12:47

Analysis Description	Method Ref.	Technique	Accredited	Location
Anions in Water	SM 4110 B (2017)	Ion Chromatography	✓	Kelowna
Coliforms, Total in Water	NA / SM 9223 (2017)	Quanti-Tray / Enzyme Substrate Endo Agar	✓	Kelowna
Conductivity in Water	SM 2510 B (2017)	Conductivity Meter	✓	Kelowna
Dissolved Metals in Water	EPA 200.8 / EPA 6020B	0.45 µm Filtration / Inductively Coupled Plasma-Mass Spectroscopy (ICP-MS)	✓	Richmond
E. coli in Water	NA / SM 9223 (2017)	Quanti-Tray / Enzyme Substrate Endo Agar	✓	Kelowna
Nitrogen, Total Kjeldahl in Water	SM 4500-Norg D* (2017)	Block Digestion and Flow Injection Analysis	✓	Kelowna
pH in Water	SM 4500-H+ B (2017)	Electrometry	✓	Kelowna
Phosphorus, Total Dissolved in Water	SM 4500-P B.5* (2011) / SM 4500-P F (2017)	Persulfate Digestion / Automated Colorimetry (Ascorbic Acid)	✓	Kelowna
Phosphorus, Total in Water	SM 4500-P B.5* (2011) / SM 4500-P F (2017)	Persulfate Digestion / Automated Colorimetry (Ascorbic Acid)	✓	Kelowna
Turbidity in Water	SM 2130 B (2017)	Nephelometry	✓	Kelowna

Note: An asterisk in the Method Reference indicates that the CARO method has been modified from the reference method

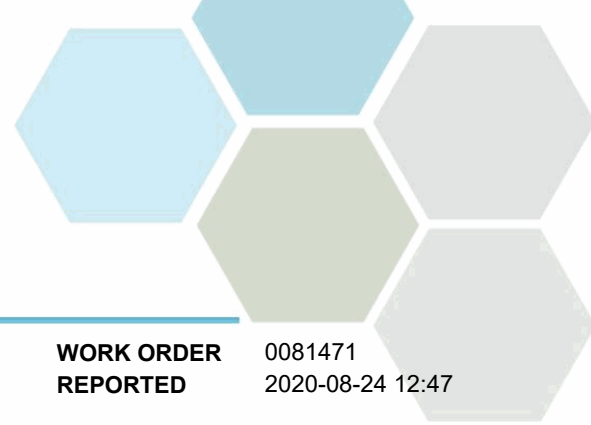
Glossary of Terms:

RL	Reporting Limit (default)
<	Less than the specified Reporting Limit (RL) - the actual RL may be higher than the default RL due to various factors
AO	Aesthetic Objective
MAC	Maximum Acceptable Concentration (health based)
mg/L	Milligrams per litre
MPN/100 mL	Most Probable Number per 100 millilitres
NTU	Nephelometric Turbidity Units
OG	Operational Guideline (treated water)
pH units	pH < 7 = acidic, pH > 7 = basic
µg/L	Micrograms per litre
µS/cm	Microsiemens per centimetre
EPA	United States Environmental Protection Agency Test Methods
SM	Standard Methods for the Examination of Water and Wastewater, American Public Health Association

Guidelines Referenced in this Report:

[Guidelines for Canadian Drinking Water Quality \(Health Canada, June 2019\)](#)

Note: In some cases, the values displayed on the report represent the lowest guideline and are to be verified by the end user



APPENDIX 1: SUPPORTING INFORMATION

REPORTED TO Cherry Ridge Management
PROJECT Creek Monitoring

WORK ORDER 0081471
REPORTED 2020-08-24 12:47

General Comments:

The results in this report apply to the samples analyzed in accordance with the Chain of Custody document. This analytical report must be reproduced in its entirety. CARO is not responsible for any loss or damage resulting directly or indirectly from error or omission in the conduct of testing. Liability is limited to the cost of analysis. Samples will be disposed of 30 days after the test report has been issued unless otherwise agreed to in writing. The quality control (QC) data is available upon request

Results in **Bold** indicate values that are above CARO's method reporting limits. Any results that are above regulatory limits are highlighted **red**. Please note that results will only be highlighted red if the regulatory limits are included on the CARO report. Any Bold and/or highlighted results do not take into account method uncertainty. If you would like method uncertainty or regulatory limits to be included on your report, please contact your Account Manager: teamcaro@caro.ca

Please note any regulatory guidelines applied to this report are added as a convenience to the client, at their request, to help provide some initial context to analytical results obtained. Although CARO makes every effort to ensure accuracy of the associated regulatory guideline(s) applied, the guidelines applied cannot be assumed to be correct due to a variety of factors and as such CARO Analytical Services assumes no liability or responsibility for the use of those guidelines to make any decisions. The original source of the regulation should be verified and a review of the guideline(s) should be validated as correct in order to make any decisions arising from the comparison of the analytical data obtained to the relevant regulatory guideline for one's particular circumstances. Further, CARO Analytical Services assumes no liability or responsibility for any loss attributed from the use of these guidelines in any way.