



CERTIFICATE OF ANALYSIS

REPORTED TO Mid Shuswap Lumby Water Stewards
1631 Mable Lake Rd
Lumby, BC V0E 2G6

ATTENTION Russ Collins

PO NUMBER Mid Shuswap Lumby Water Stewards
PROJECT Analytical Testing

PROJECT INFO

WORK ORDER 21H1688

RECEIVED / TEMP 2021-08-16 08:44 / 16.0°C
REPORTED 2021-08-23 10:04

COC NUMBER 40837.5581

Introduction:

CARO Analytical Services is a testing laboratory full of smart, engaged scientists driven to make the world a safer and healthier place. Through our clients' projects we become an essential element for a better world. We employ methods conducted in accordance with recognized professional standards using accepted testing methodologies and quality control efforts. CARO is accredited by the Canadian Association for Laboratories Accreditation (CALA) to ISO/IEC 17025:2017 for specific tests listed in the scope of accreditation approved by CALA.

Big Picture Sidekicks



You know that the sample you collected after snowshoeing to site, digging 5 meters, and racing to get it on a plane so you can submit it to the lab for time sensitive results needed to make important and expensive decisions (whew) is VERY important. We know that too.

We've Got Chemistry



It's simple. We figure the more you enjoy working with our fun and engaged team members; the more likely you are to give us continued opportunities to support you.

Ahead of the Curve



Through research, regulation knowledge, and instrumentation, we are your analytical centre for the technical knowledge you need, BEFORE you need it, so you can stay up to date and in the know.

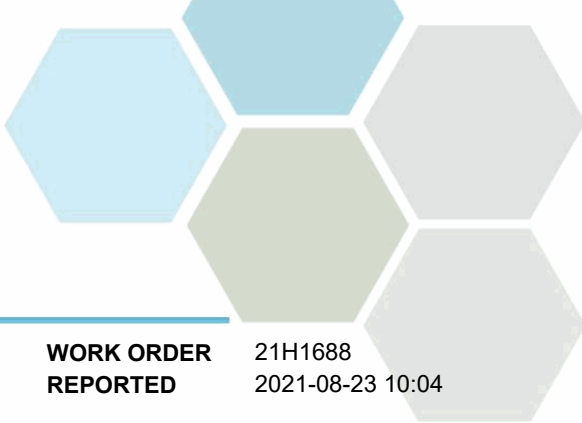
If you have any questions or concerns, please contact me at teamcaro@caro.ca

Authorized By:

Team CARO
Client Service Representative

1-888-311-8846 | www.caro.ca

#110 4011 Viking Way Richmond, BC V6V 2K9 | #102 3677 Highway 97N Kelowna, BC V1X 5C3 | 17225 109 Avenue Edmonton, AB T5S 1H7 | #108 4475 Wayburne Drive Burnaby, BC V5G 4X4



TEST RESULTS

REPORTED TO PROJECT Mid Shuswap Lumby Water Stewards Analytical Testing

WORK ORDER REPORTED 21H1688
2021-08-23 10:04

Analyte	Result	Guideline	RL Units	Analyzed	Qualifier
Harris Creek (Hwy 6) (21H1688-01) Matrix: Water Sampled: 2021-08-15 11:30					FILT, PRES

Anions

Chloride	3.94	AO ≤ 250	0.10 mg/L	2021-08-17	
Nitrate (as N)	< 0.010	MAC = 10	0.010 mg/L	2021-08-17	
Nitrite (as N)	< 0.010	MAC = 1	0.010 mg/L	2021-08-17	
Sulfate	22.0	AO ≤ 500	1.0 mg/L	2021-08-17	

Calculated Parameters

Nitrate+Nitrite (as N)	< 0.0100	N/A	0.0100 mg/L	N/A	
Nitrogen, Total	0.106	N/A	0.0500 mg/L	N/A	

General Parameters

Ammonia, Total (as N)	< 0.050	None Required	0.050 mg/L	2021-08-17	
Conductivity (EC)	342	N/A	2.0 µS/cm	2021-08-20	
Nitrogen, Total Kjeldahl	0.106	N/A	0.050 mg/L	2021-08-20	
pH	8.15	7.0-10.5	0.10 pH units	2021-08-20	HT2
Phosphorus, Total (as P)	0.0384	N/A	0.0050 mg/L	2021-08-19	
Phosphorus, Total Dissolved	0.0298	N/A	0.0050 mg/L	2021-08-19	
Turbidity	0.99	OG < 1	0.10 NTU	2021-08-17	

Microbiological Parameters

Coliforms, Total	5790	MAC = 0	1 MPN/100 mL	2021-08-16	
Coliforms, Fecal	517	0	1 MPN/100 mL	2021-08-16	
E. coli	297	MAC = 0	1 MPN/100 mL	2021-08-16	

Duteau Creek (Hwy 6) (21H1688-02) | Matrix: Water | Sampled: 2021-08-15 11:20

FILT, PRES

Anions

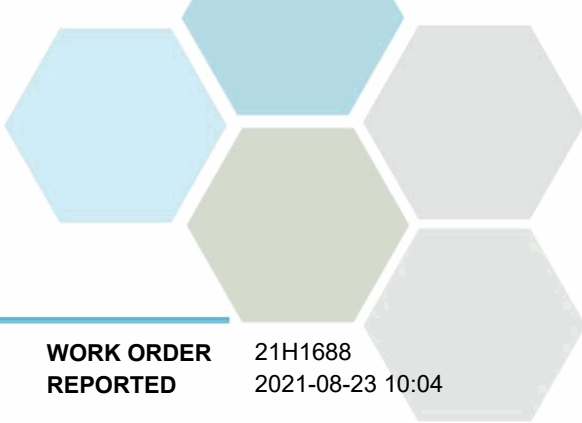
Chloride	4.38	AO ≤ 250	0.10 mg/L	2021-08-17	
Nitrate (as N)	0.116	MAC = 10	0.010 mg/L	2021-08-17	
Nitrite (as N)	< 0.010	MAC = 1	0.010 mg/L	2021-08-17	
Sulfate	13.3	AO ≤ 500	1.0 mg/L	2021-08-17	

Calculated Parameters

Nitrate+Nitrite (as N)	0.116	N/A	0.0100 mg/L	N/A	
Nitrogen, Total	0.429	N/A	0.0500 mg/L	N/A	

General Parameters

Ammonia, Total (as N)	0.339	None Required	0.050 mg/L	2021-08-17	
Conductivity (EC)	178	N/A	2.0 µS/cm	2021-08-20	
Nitrogen, Total Kjeldahl	0.313	N/A	0.050 mg/L	2021-08-20	
pH	7.96	7.0-10.5	0.10 pH units	2021-08-20	HT2
Phosphorus, Total (as P)	0.0239	N/A	0.0050 mg/L	2021-08-19	
Phosphorus, Total Dissolved	0.0153	N/A	0.0050 mg/L	2021-08-19	
Turbidity	1.31	OG < 1	0.10 NTU	2021-08-17	



TEST RESULTS

REPORTED TO PROJECT Mid Shuswap Lumby Water Stewards Analytical Testing

WORK ORDER REPORTED 21H1688 2021-08-23 10:04

Analyte	Result	Guideline	RL	Units	Analyzed	Qualifier
Duteau Creek (Hwy 6) (21H1688-02) Matrix: Water Sampled: 2021-08-15 11:20, Continued						FILT, PRES

Microbiological Parameters

Coliforms, Total	> 24200	MAC = 0	1	MPN/100 mL	2021-08-16	
Coliforms, Fecal	> 2420	0	1	MPN/100 mL	2021-08-16	
E. coli	11200	MAC = 0	1	MPN/100 mL	2021-08-16	

Mid Bessette Creek (21H1688-03) | Matrix: Water | Sampled: 2021-08-15 10:40

FILT, PRES

Anions

Chloride	8.65	AO ≤ 250	0.10	mg/L	2021-08-17	
Nitrate (as N)	0.068	MAC = 10	0.010	mg/L	2021-08-17	
Nitrite (as N)	< 0.010	MAC = 1	0.010	mg/L	2021-08-17	
Sulfate	27.7	AO ≤ 500	1.0	mg/L	2021-08-17	

Calculated Parameters

Nitrate+Nitrite (as N)	0.0678	N/A	0.0100	mg/L	N/A	
Nitrogen, Total	0.337	N/A	0.0500	mg/L	N/A	

General Parameters

Ammonia, Total (as N)	< 0.050	None Required	0.050	mg/L	2021-08-17	
Conductivity (EC)	299	N/A	2.0	µS/cm	2021-08-20	
Nitrogen, Total Kjeldahl	0.269	N/A	0.050	mg/L	2021-08-20	
pH	8.28	7.0-10.5	0.10	pH units	2021-08-20	HT2
Phosphorus, Total (as P)	0.0280	N/A	0.0050	mg/L	2021-08-19	
Phosphorus, Total Dissolved	0.0108	N/A	0.0050	mg/L	2021-08-19	
Turbidity	2.25	OG < 1	0.10	NTU	2021-08-17	

Microbiological Parameters

Coliforms, Total	8660	MAC = 0	1	MPN/100 mL	2021-08-16	
Coliforms, Fecal	816	0	1	MPN/100 mL	2021-08-16	
E. coli	639	MAC = 0	1	MPN/100 mL	2021-08-16	

Lower Bessette Creek (21H1688-04) | Matrix: Water | Sampled: 2021-08-15 10:20

FILT, PRES

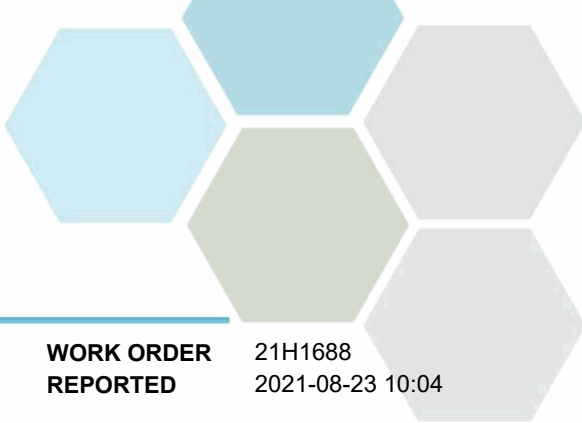
Anions

Chloride	7.97	AO ≤ 250	0.10	mg/L	2021-08-17	
Nitrate (as N)	< 0.010	MAC = 10	0.010	mg/L	2021-08-17	
Nitrite (as N)	< 0.010	MAC = 1	0.010	mg/L	2021-08-17	
Sulfate	27.8	AO ≤ 500	1.0	mg/L	2021-08-17	

Calculated Parameters

Nitrate+Nitrite (as N)	< 0.0100	N/A	0.0100	mg/L	N/A	
Nitrogen, Total	0.268	N/A	0.0500	mg/L	N/A	

General Parameters



TEST RESULTS

REPORTED TO PROJECT Mid Shuswap Lumby Water Stewards Analytical Testing

WORK ORDER REPORTED 21H1688 2021-08-23 10:04

Analyte	Result	Guideline	RL	Units	Analyzed	Qualifier
Lower Bessette Creek (21H1688-04) Matrix: Water Sampled: 2021-08-15 10:20, Continued						FILT, PRES

General Parameters, Continued

Ammonia, Total (as N)	< 0.050	None Required	0.050	mg/L	2021-08-17	
Conductivity (EC)	293	N/A	2.0	µS/cm	2021-08-20	
Nitrogen, Total Kjeldahl	0.268	N/A	0.050	mg/L	2021-08-20	
pH	8.23	7.0-10.5	0.10	pH units	2021-08-20	HT2
Phosphorus, Total (as P)	0.0236	N/A	0.0050	mg/L	2021-08-19	
Phosphorus, Total Dissolved	0.0131	N/A	0.0050	mg/L	2021-08-19	
Turbidity	2.20	OG < 1	0.10	NTU	2021-08-17	

Microbiological Parameters

Coliforms, Total	4350	MAC = 0	1	MPN/100 mL	2021-08-16	
Coliforms, Fecal	140	0	1	MPN/100 mL	2021-08-16	
E. coli	115	MAC = 0	1	MPN/100 mL	2021-08-16	

Shuswap River (Wilsey Dam) (21H1688-05) | Matrix: Water | Sampled: 2021-08-15 09:55

FILT, PRES

Anions

Chloride	0.35	AO ≤ 250	0.10	mg/L	2021-08-17	
Nitrate (as N)	< 0.010	MAC = 10	0.010	mg/L	2021-08-17	
Nitrite (as N)	< 0.010	MAC = 1	0.010	mg/L	2021-08-17	
Sulfate	6.3	AO ≤ 500	1.0	mg/L	2021-08-17	

Calculated Parameters

Nitrate+Nitrite (as N)	< 0.0100	N/A	0.0100	mg/L	N/A	
Nitrogen, Total	0.0740	N/A	0.0500	mg/L	N/A	

General Parameters

Ammonia, Total (as N)	< 0.050	None Required	0.050	mg/L	2021-08-17	
Conductivity (EC)	112	N/A	2.0	µS/cm	2021-08-20	
Nitrogen, Total Kjeldahl	0.074	N/A	0.050	mg/L	2021-08-20	
pH	7.92	7.0-10.5	0.10	pH units	2021-08-20	HT2
Phosphorus, Total (as P)	< 0.0050	N/A	0.0050	mg/L	2021-08-19	
Phosphorus, Total Dissolved	< 0.0050	N/A	0.0050	mg/L	2021-08-19	
Turbidity	0.39	OG < 1	0.10	NTU	2021-08-17	

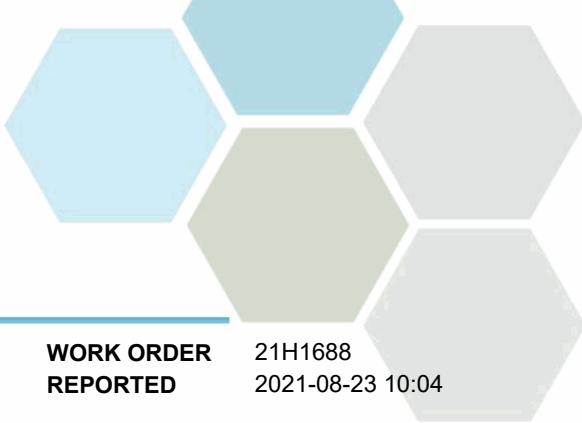
Microbiological Parameters

Coliforms, Total	1550	MAC = 0	1	MPN/100 mL	2021-08-16	
Coliforms, Fecal	88	0	1	MPN/100 mL	2021-08-16	
E. coli	88	MAC = 0	1	MPN/100 mL	2021-08-16	

Shuswap River (Odd Fellows) (21H1688-06) | Matrix: Water | Sampled: 2021-08-15 09:20

FILT, PRES

Anions



TEST RESULTS

REPORTED TO PROJECT Mid Shuswap Lumby Water Stewards Analytical Testing

WORK ORDER REPORTED 21H1688 2021-08-23 10:04

Analyte	Result	Guideline	RL Units	Analyzed	Qualifier
Shuswap River (Odd Fellows) (21H1688-06) Matrix: Water Sampled: 2021-08-15 09:20, Continued					FILT, PRES

Anions, Continued

Chloride	0.62	AO ≤ 250	0.10 mg/L	2021-08-17	
Nitrate (as N)	< 0.010	MAC = 10	0.010 mg/L	2021-08-17	
Nitrite (as N)	< 0.010	MAC = 1	0.010 mg/L	2021-08-17	
Sulfate	7.3	AO ≤ 500	1.0 mg/L	2021-08-17	

Calculated Parameters

Nitrate+Nitrite (as N)	< 0.0100	N/A	0.0100 mg/L	N/A	
Nitrogen, Total	0.102	N/A	0.0500 mg/L	N/A	

General Parameters

Ammonia, Total (as N)	< 0.050	None Required	0.050 mg/L	2021-08-17	
Conductivity (EC)	124	N/A	2.0 µS/cm	2021-08-20	
Nitrogen, Total Kjeldahl	0.102	N/A	0.050 mg/L	2021-08-20	
pH	7.88	7.0-10.5	0.10 pH units	2021-08-20	HT2
Phosphorus, Total (as P)	0.0116	N/A	0.0050 mg/L	2021-08-19	
Phosphorus, Total Dissolved	< 0.0050	N/A	0.0050 mg/L	2021-08-19	
Turbidity	1.11	OG < 1	0.10 NTU	2021-08-17	

Microbiological Parameters

Coliforms, Total	1550	MAC = 0	1 MPN/100 mL	2021-08-16	
Coliforms, Fecal	166	0	1 MPN/100 mL	2021-08-16	
E. coli	119	MAC = 0	1 MPN/100 mL	2021-08-16	

Vance Creek (Mabel Lake Rd) (21H1688-07) | Matrix: Water | Sampled: 2021-08-15 11:00

FILT, PRES

Anions

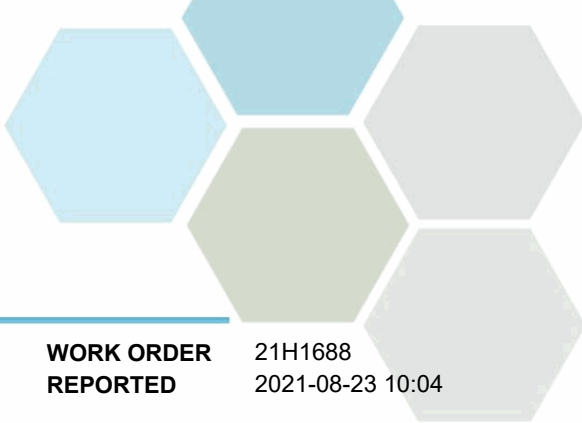
Chloride	3.50	AO ≤ 250	0.10 mg/L	2021-08-17	
Nitrate (as N)	< 0.010	MAC = 10	0.010 mg/L	2021-08-17	
Nitrite (as N)	< 0.010	MAC = 1	0.010 mg/L	2021-08-17	
Sulfate	35.4	AO ≤ 500	1.0 mg/L	2021-08-17	

Calculated Parameters

Nitrate+Nitrite (as N)	< 0.0100	N/A	0.0100 mg/L	N/A	
Nitrogen, Total	0.0790	N/A	0.0500 mg/L	N/A	

General Parameters

Ammonia, Total (as N)	< 0.050	None Required	0.050 mg/L	2021-08-17	
Conductivity (EC)	388	N/A	2.0 µS/cm	2021-08-20	
Nitrogen, Total Kjeldahl	0.079	N/A	0.050 mg/L	2021-08-20	
pH	8.31	7.0-10.5	0.10 pH units	2021-08-20	HT2
Phosphorus, Total (as P)	0.0106	N/A	0.0050 mg/L	2021-08-19	
Phosphorus, Total Dissolved	0.0063	N/A	0.0050 mg/L	2021-08-19	
Turbidity	0.21	OG < 1	0.10 NTU	2021-08-17	



TEST RESULTS

REPORTED TO PROJECT Mid Shuswap Lumby Water Stewards Analytical Testing

WORK ORDER REPORTED 21H1688
2021-08-23 10:04

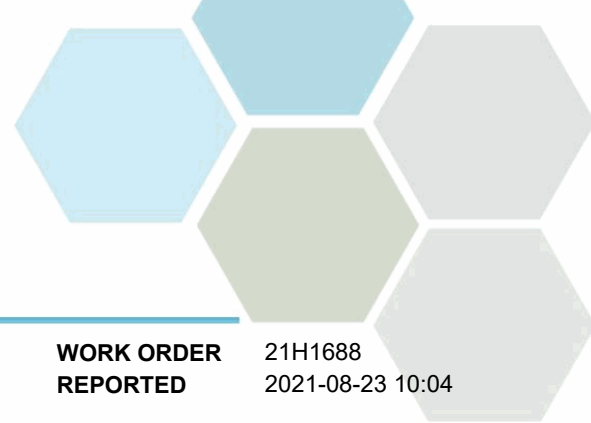
Analyte	Result	Guideline	RL	Units	Analyzed	Qualifier
Vance Creek (Mabel Lake Rd) (21H1688-07) Matrix: Water Sampled: 2021-08-15 11:00, Continued						FILT, PRES

Microbiological Parameters

Coliforms, Total	1120	MAC = 0	1	MPN/100 mL	2021-08-16	
Coliforms, Fecal	59	0	1	MPN/100 mL	2021-08-16	
E. coli	59	MAC = 0	1	MPN/100 mL	2021-08-16	

Sample Qualifiers:

- FILT The sample has been filtered for TDP in the laboratory. Results may not reflect conditions at the time of sampling.
- HT2 The 15 minute recommended holding time (from sampling to analysis) has been exceeded - field analysis is recommended.
- PRES Sample has been preserved for TDP in the laboratory and the holding time has been extended.



APPENDIX 1: SUPPORTING INFORMATION

REPORTED TO PROJECT Mid Shuswap Lumby Water Stewards
Analytical Testing

WORK ORDER REPORTED 21H1688
2021-08-23 10:04

Analysis Description	Method Ref.	Technique	Accredited	Location
Ammonia, Total in Water	SM 4500-NH3 G* (2017)	Automated Colorimetry (Phenate)	✓	Kelowna
Anions in Water	SM 4110 B (2017)	Ion Chromatography	✓	Kelowna
Coliforms, Fecal in Water	NA / SM 9223 (2017)	Quanti-Tray / Enzyme Substrate Endo Agar	✓	Kelowna
Coliforms, Total in Water	NA / SM 9223 (2017)	Quanti-Tray / Enzyme Substrate Endo Agar	✓	Kelowna
Conductivity in Water	SM 2510 B (2017)	Conductivity Meter	✓	Kelowna
E. coli in Water	NA / SM 9223 (2017)	Quanti-Tray / Enzyme Substrate Endo Agar	✓	Kelowna
Nitrogen, Total Kjeldahl in Water	SM 4500-Norg D* (2017)	Block Digestion and Flow Injection Analysis	✓	Kelowna
pH in Water	SM 4500-H+ B (2017)	Electrometry	✓	Kelowna
Phosphorus, Total Dissolved in Water	SM 4500-P B.5* (2011) / SM 4500-P F (2017)	Persulfate Digestion / Automated Colorimetry (Ascorbic Acid)	✓	Kelowna
Phosphorus, Total in Water	SM 4500-P B.5* (2011) / SM 4500-P F (2017)	Persulfate Digestion / Automated Colorimetry (Ascorbic Acid)	✓	Kelowna
Turbidity in Water	SM 2130 B (2017)	Nephelometry	✓	Kelowna

Note: An asterisk in the Method Reference indicates that the CARO method has been modified from the reference method

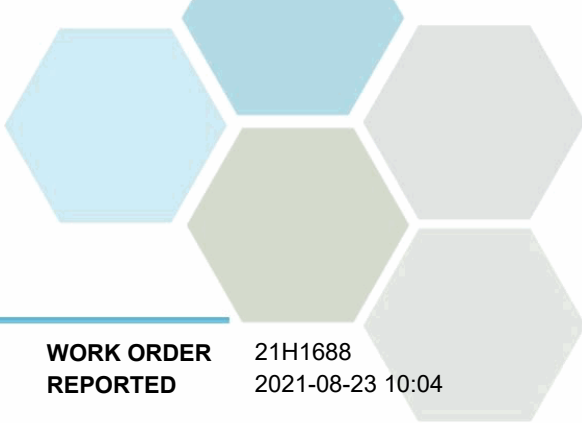
Glossary of Terms:

RL	Reporting Limit (default)
<	Less than the specified Reporting Limit (RL) - the actual RL may be higher than the default RL due to various factors
>	Greater than the specified Result
AO	Aesthetic Objective
MAC	Maximum Acceptable Concentration (health based)
mg/L	Milligrams per litre
MPN/100 mL	Most Probable Number per 100 millilitres
NTU	Nephelometric Turbidity Units
OG	Operational Guideline (treated water)
pH units	pH < 7 = acidic, pH > 7 = basic
µS/cm	Microsiemens per centimetre
SM	Standard Methods for the Examination of Water and Wastewater, American Public Health Association

Guidelines Referenced in this Report:

[Guidelines for Canadian Drinking Water Quality \(Health Canada, June 2019\)](#)

Note: In some cases, the values displayed on the report represent the lowest guideline and are to be verified by the end user



APPENDIX 1: SUPPORTING INFORMATION

REPORTED TO PROJECT Mid Shuswap Lumby Water Stewards
Analytical Testing

WORK ORDER REPORTED 21H1688
2021-08-23 10:04

General Comments:

The results in this report apply to the samples analyzed in accordance with the Chain of Custody document. This analytical report must be reproduced in its entirety. CARO is not responsible for any loss or damage resulting directly or indirectly from error or omission in the conduct of testing. Liability is limited to the cost of analysis. Samples will be disposed of 30 days after the test report has been issued or once samples expire, whichever comes first. Longer hold is possible if agreed to in writing. The quality control (QC) data is available upon request

Results in **Bold** indicate values that are above CARO's method reporting limits. Any results that are above regulatory limits are highlighted **red**. Please note that results will only be highlighted red if the regulatory limits are included on the CARO report. Any Bold and/or highlighted results do not take into account method uncertainty. If you would like method uncertainty or regulatory limits to be included on your report, please contact your Account Manager: teamcaro@caro.ca

Please note any regulatory guidelines applied to this report are added as a convenience to the client, at their request, to help provide some initial context to analytical results obtained. Although CARO makes every effort to ensure accuracy of the associated regulatory guideline(s) applied, the guidelines applied cannot be assumed to be correct due to a variety of factors and as such CARO Analytical Services assumes no liability or responsibility for the use of those guidelines to make any decisions. The original source of the regulation should be verified and a review of the guideline(s) should be validated as correct in order to make any decisions arising from the comparison of the analytical data obtained to the relevant regulatory guideline for one's particular circumstances. Further, CARO Analytical Services assumes no liability or responsibility for any loss attributed from the use of these guidelines in any way.